

SPYRA-LOX™

REBAR LAP-JOINT TIE

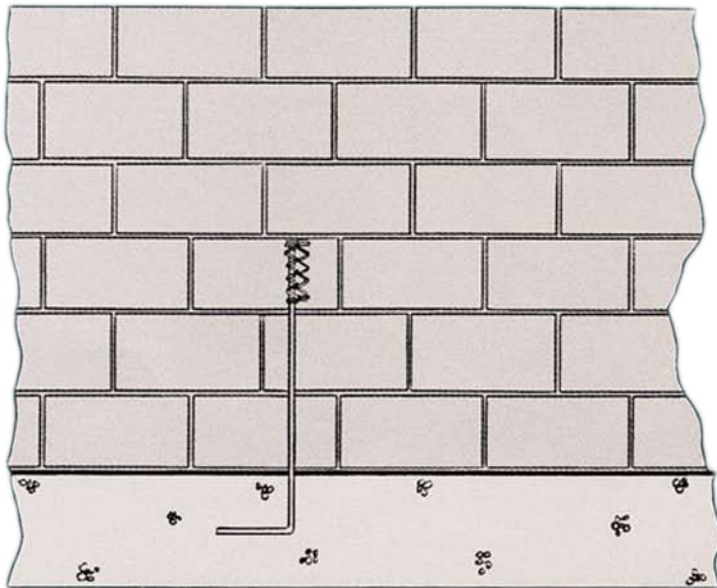
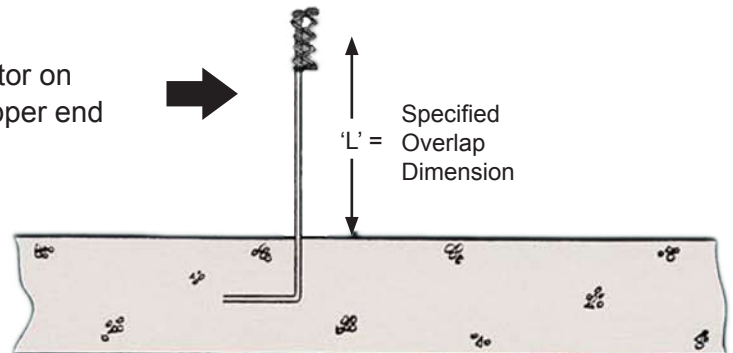


HOHMANN & BARNARD'S SPYRA-LOX™ is a coil-shaped, coupling assembly which joins overlapping rebars in a positive, mechanical connection.

The flow-thru design allows maximum bonding of joined rods with grout. Worker fatigue is substantially reduced as the maximum height a mason has to lift blocks is no more than the overlap dimension.

Simple 4-step installation procedure, as shown below, facilitates productivity.

- 1) Place **SPYRA-LOX™** connector on existing rebar (with built-in stopper end on top).



For easiest installation, the exposed length of the existing foundation rebar should be equal to the specified overlap dimension 'L'.

(If not, contact **H & B** for alternative installation method.)

Rebar length should equal 3 x 'L' (three times overlap dimension).

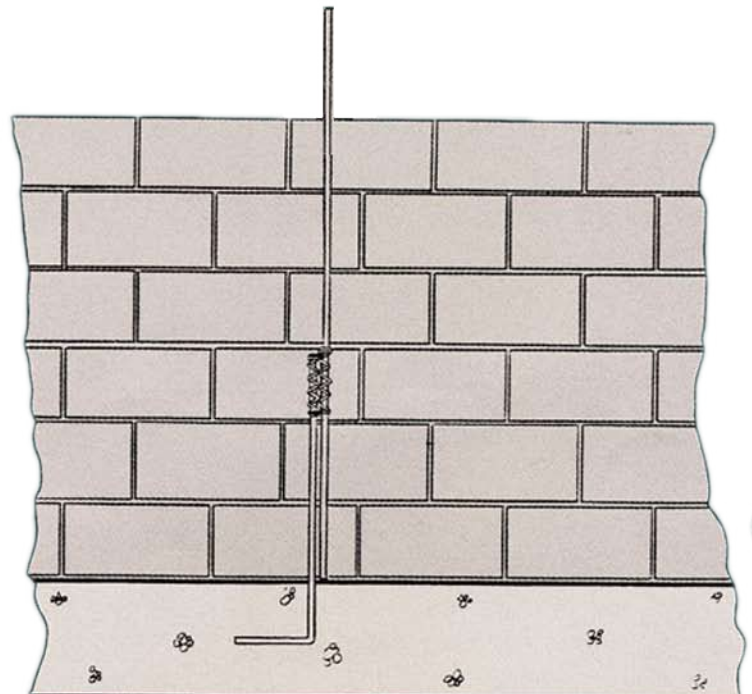
Examples:

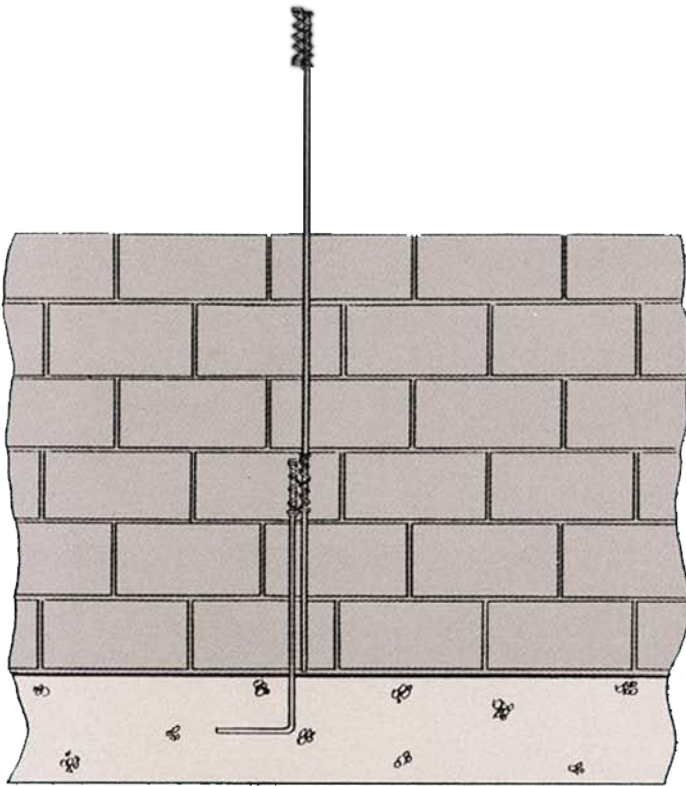
24" Overlap — Use 6'-0" Rebar

16" Overlap — Use 4'-0" Rebar

- 2) Build masonry to a height equal to 2 x 'L' (two times overlap dimension)


- 3) Place rebar into open loop of **SPYRA-LOX™** until bottom of bar contacts foundation (or solid grout as construction progresses).





4) Fill block cells with grout to top of built-up masonry. (Rod will now extend above block wall to specified overlap dimension.)

5) Repeat steps 1-4.



Detail shows completed base and intermediate **SPYRA-LOX™** connection.

Features:

- No tools. Eliminates cumbersome procedure of tying lap-joined rebars together in reinforced walls.
- Increased worker productivity.
- Reduces lifting-height of block over rebars.
- Flow-through design allows grout to uniformly encase rebars at overlap.
- Correct installation procedure allows for systematic placement of rebars to accommodate varying overlap requirements.
- Available Mill Galvanized.

Order by Part No.

- SL-3 for 3/8" Rebars
- SL-4 for 1/2" Rebars
- SL-5 for 5/8" Rebars
- SL-6 for 3/4" Rebars
- SL-7 for 7/8" Rebars

PATENT PENDING