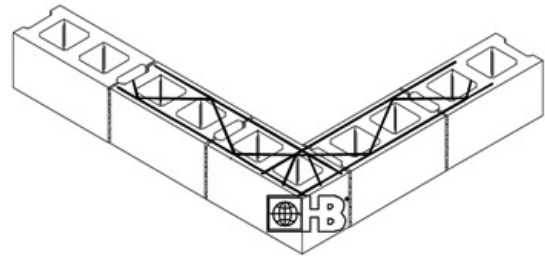
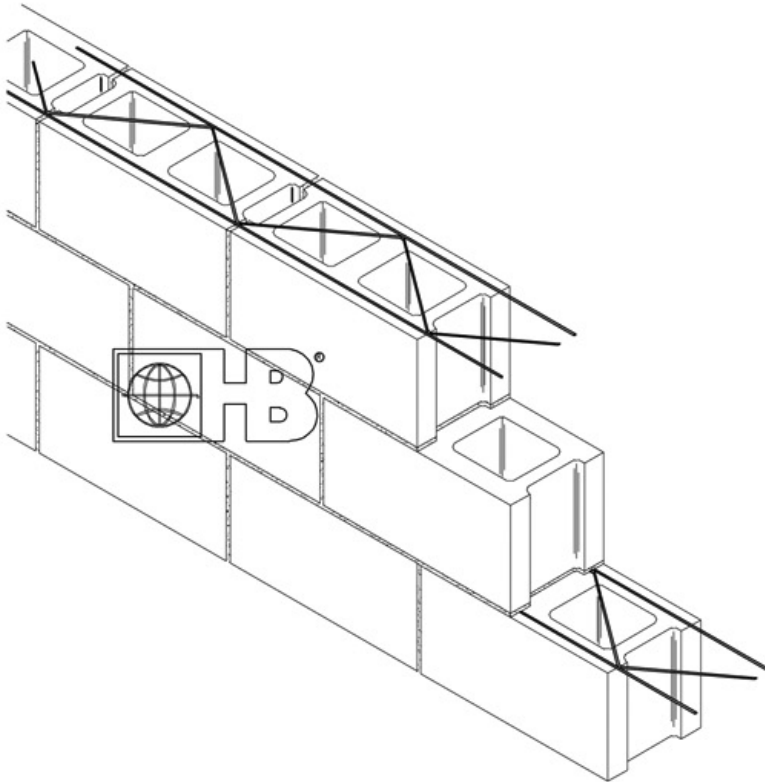
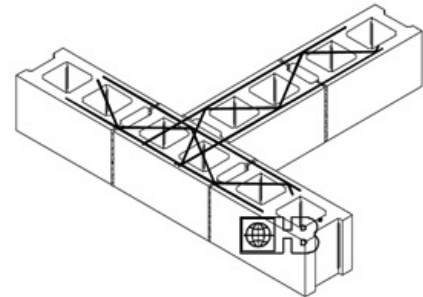




## #120 Truss-Mesh (For Single Wythe Wall)



PREFABRICATED CORNER



PREFABRICATED TEE

DRAWINGS FOR ILLUSTRATIVE PURPOSES ONLY

### MATERIAL CONFORMANCE - JOINT REINFORCEMENT

Hohmann & Barnard joint reinforcement products conform to Standard Specification ASTM A 951 & ACI / ASCE 530 (Building Code Requirements for Masonry Structures)

**WIRE:** (Carbon Steel): Prefabricated construction from cold-drawn steel wire conforming to ASTM A 82:  
Tensile strength - 80,000 p.s.i.,  
Yield Point - 70,000 p.s.i. minimum

### WIRE DIAMETER:

9 gauge (.148" or W1.7)  
3/16" (.187" or W2.8)  
Side Rods and Cross Rods available in any combination of the above. Cross Rods welded 16" O.C.

### FINISHES:

- Mill galvanized coating: ASTM A 641 (0.1 oz/ft<sup>2</sup>).  
Also available on special order: ASTM A 641 Class 1 (0.4 oz/ft<sup>2</sup>).  
ASTM A 641 Class 3 (0.8 oz/ft<sup>2</sup>).
- Hot-dip galvanized after fabrication: ASTM A 153 (1.5 oz/ft<sup>2</sup>).
- Stainless Steel: ASTM A 580 - AISI Type 304 (Type 316 available on special order).  
Note: H&B recommends Stainless Steel for maximum protection against corrosion.

### WIRE SIZE:

- (S) Standard Weight:  
9 Gauge Side Rods x 9 Gauge Cross Rods
- (EH) Extra Heavy:  
3/16" Side Rods x 9 Gauge Cross Rods
- (SHD) Super Heavy Duty  
3/16" Side Rods x 3/16" Cross Rods

### BLOCK SIZE:

- 4"     12"
  - 6"     14"
  - 8"     16"
  - 10"
- Note: For Corner or Tee, state width of both block walls.

